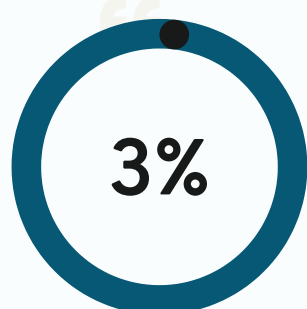




Criminal Justice Workforce Ethnicity (Spring 21)

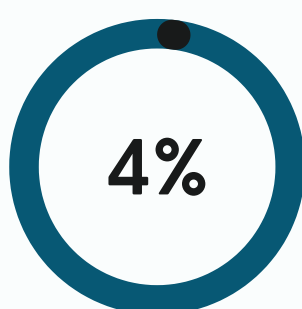
This infographic illustrates the ethnic representation across criminal justice in Hampshire and the Isle of Wight, using local data where available.

Hampshire Police



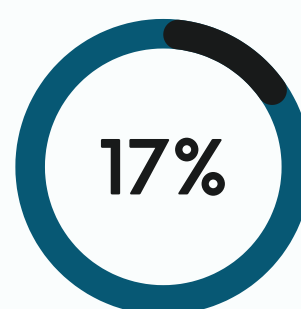
Staff from a B.A.M.E background, 97% from a White background.

Hampshire Youth Offending Services



Staff from a B.A.M.E background, 96% from a White background.

Hampshire & Isle of Wight Police & Crime Commissioners Office

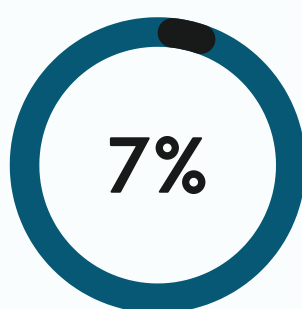


Staff from a B.A.M.E background, 83% from a White background.

Why are we doing this piece of work?

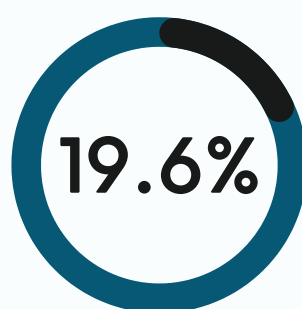
- We recognise the benefits of having a diverse workforce and acknowledge that reflecting our community demographic is important.
- We are embracing our responsibility to understand diversity.
- We want to demonstrate transparency and accountability within our own workforce in order to build trust with our local communities.

Crown Prosecution Service Wessex



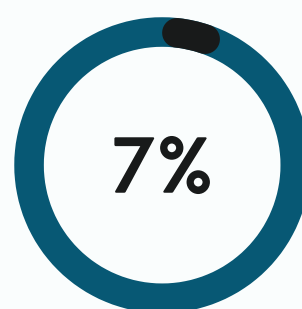
Staff from a B.A.M.E background, 93% from a White background.

Courts (National)



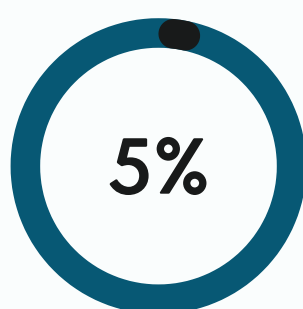
Staff from a B.A.M.E background, 80.4% from a White background.

Judiciary (National 2019)



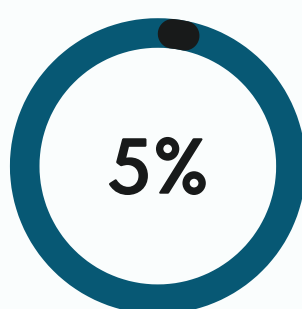
Staff from a B.A.M.E background, 93% from a White background.

National Probation Service South Central Region (Hampshire)



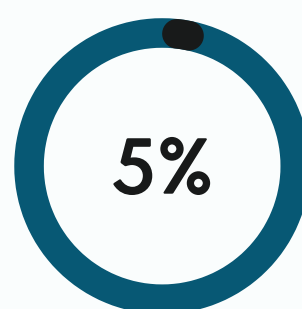
Staff from a B.A.M.E background, 95% from a White background.

Hampshire Community Rehabilitation Company



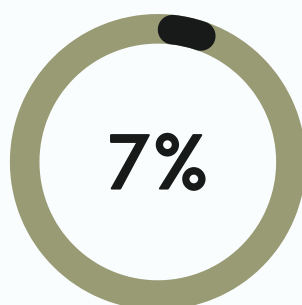
Staff from a B.A.M.E background, 95% from a White background.

Prison (HMP Winchester)



Staff from a B.A.M.E background, 95% from a White background.

Hampshire & IOW 2011 Census



Population from a B.A.M.E background, 93% from a White background.

Notes

Where staff have not disclosed their ethnicity this has been excluded from the graphics.

White includes all-white ethnic groups.

The acronym B.A.M.E stands for Black, Asian and Minority Ethnic groups.