

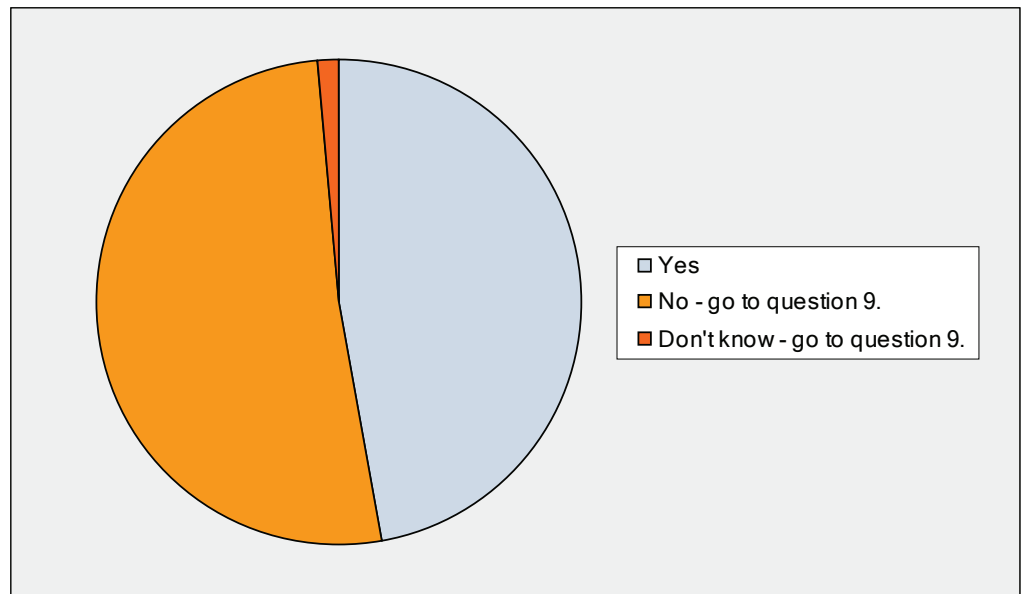
Business Crime Survey Results 2014-15



Question 1

In the last 12 months has your business experienced any crime or anti social behaviour (ASB)?

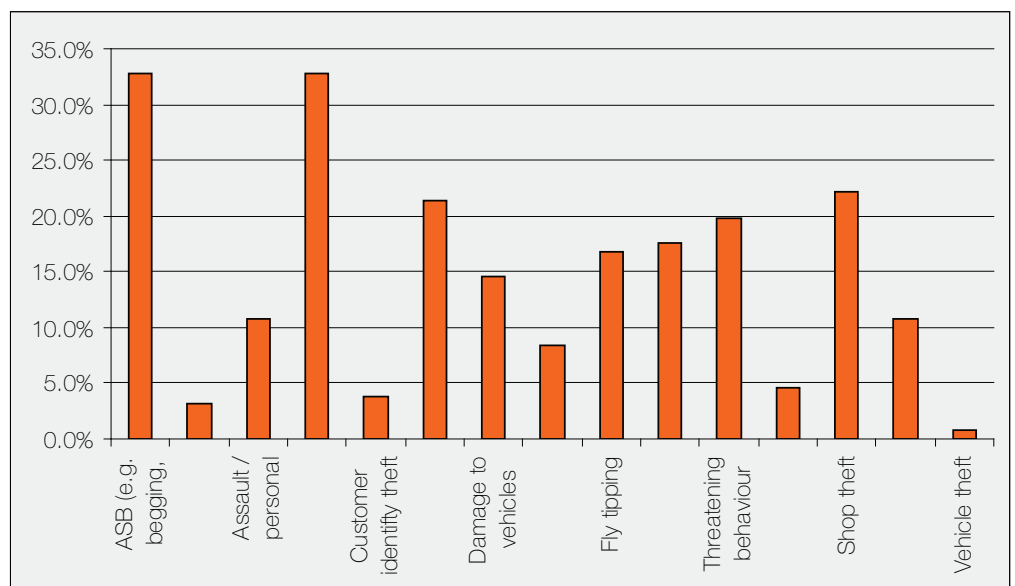
Answer Options	Response Percent	Response Count
Yes	47.2%	136
No - go to question 9.	51.4%	148
Don't know - go to question 9	1.4%	4
Answered question		288
Skipped question		4



Question 2

What type(s) of crime / ASB has your business experienced?

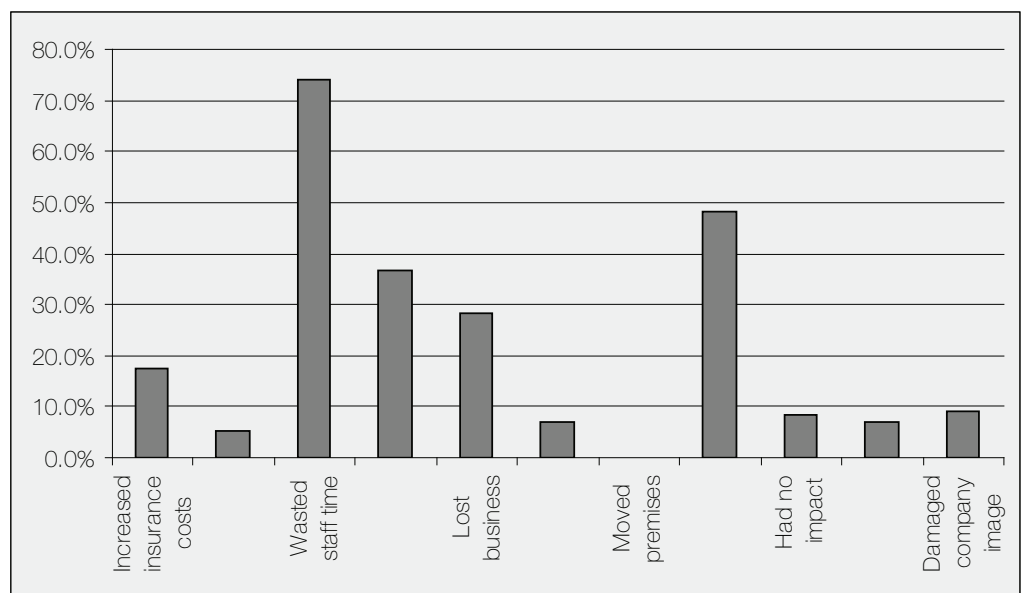
Answer Options	Response Percent	Response Count
ASB (e.g. begging, rowdiness, drunkenness)	32.8%	43
Arson	3.1%	4
Assault / personal injury / violence	10.7%	14
Burglary or attempted burglary	32.8%	43
Customer identify theft	3.8%	5
Damage to business premises	21.4%	28
Damage to vehicles	14.5%	19
E-Crime / Computer hacking	8.4%	11
Fly tipping	16.8%	22
Fraud	17.6%	23
Threatening behaviour	19.8%	26
Robbery	4.6%	6
Shop theft	22.1%	29
Theft by an employee	10.7%	14
Vehicle theft	0.8%	1
Other (please specify)		19
Answered question		131
Skipped question		161



Question 3

What impact did the crime or ASB have upon your business?

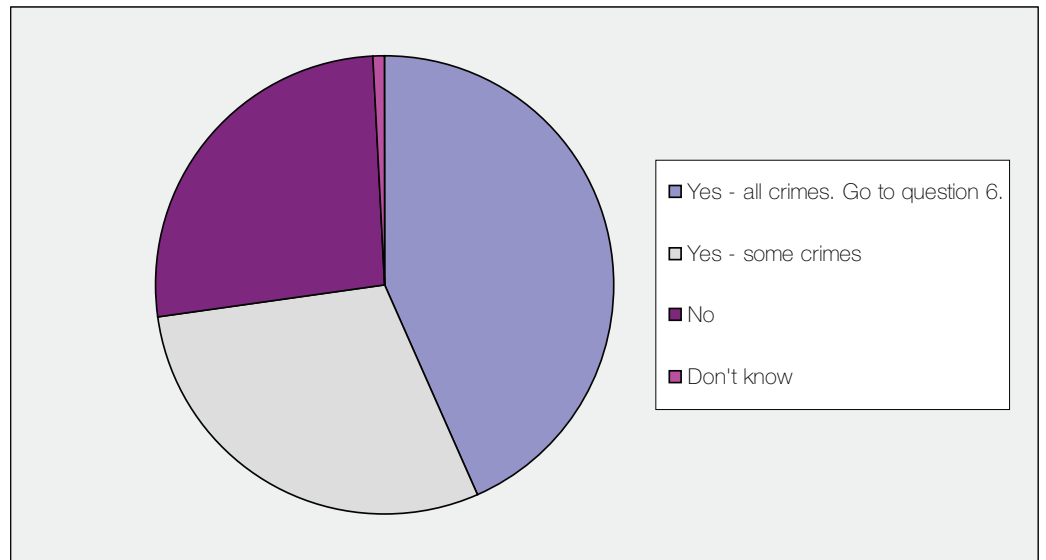
Answer Options	Response Percent	Response Count
Increased insurance costs	17.6%	23
Increased difficulty in obtaining insurance	5.3%	7
Wasted staff time	74%	97
Lowered staff morale	36.6%	48
Lost business	28.2%	37
Postponed investment	6.9%	9
Moved premises	0.0%	0
Disrupted trading	48.1%	63
Had no impact	8.4%	11
Changed building / design layout	6.9%	9
Damaged company image	9.2%	12
Other (please specify)		21
Answered question		131
Skipped question		161



Question 4

Did you report the crimes to the police?

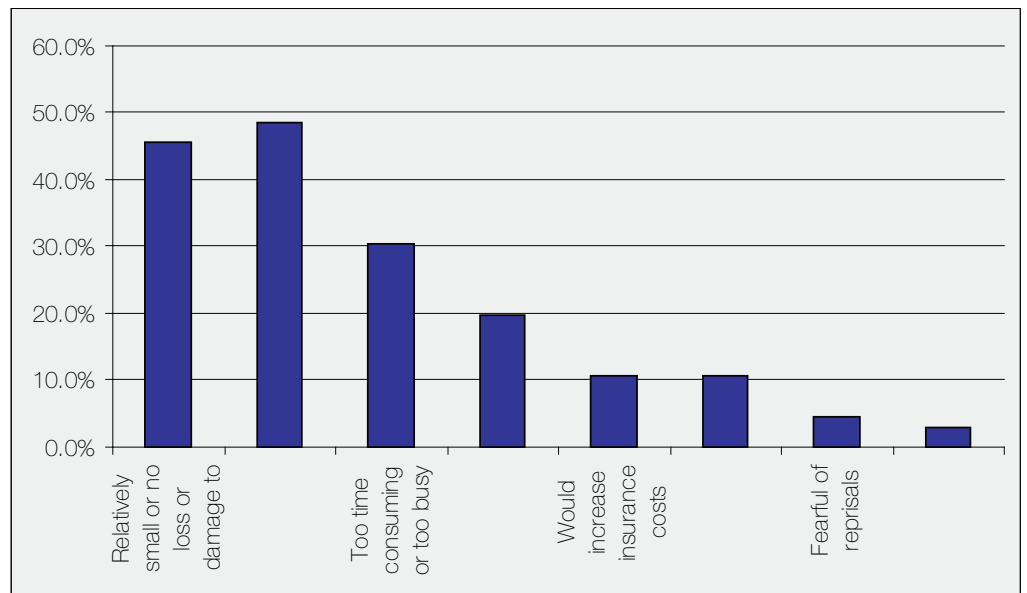
Answer Options	Response Percent	Response Count
Yes - all crimes. Go to question 6.	43.2%	60
Yes - some crimes	29.5%	41
No	26.6%	37
Don't know	0.7%	1
Answered question		139
Skipped question		153



Question 5

If no, or only some, what were the reasons?

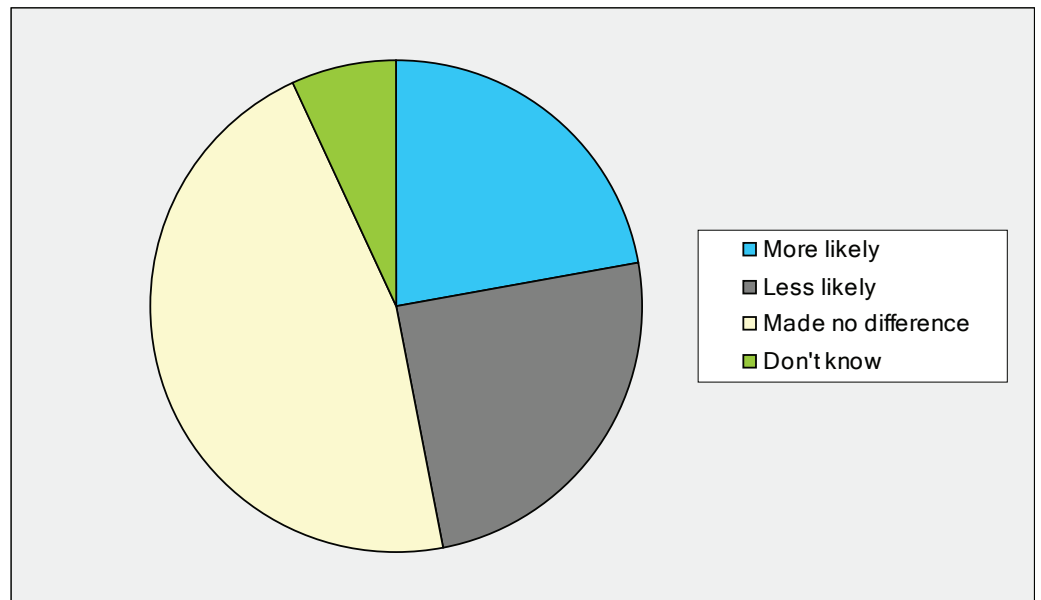
Answer Options	Response Percent	Response Count
Relatively small or no loss or damage to premises or property	45.5%	30
Lack of confidence in police response	48.5%	32
Too time consuming or too busy	30.3%	20
It was only an attempt	19.7%	13
Would increase insurance costs	10.6%	7
Unable to contact police	10.6%	7
Fearful of reprisals	4.5%	3
Fearful of negative publicity	3.0%	2
Other (please specify)		19
Answered question		66
Skipped question		226



Question 6

Did your experience of reporting an incident make you more or less likely to report another incident?

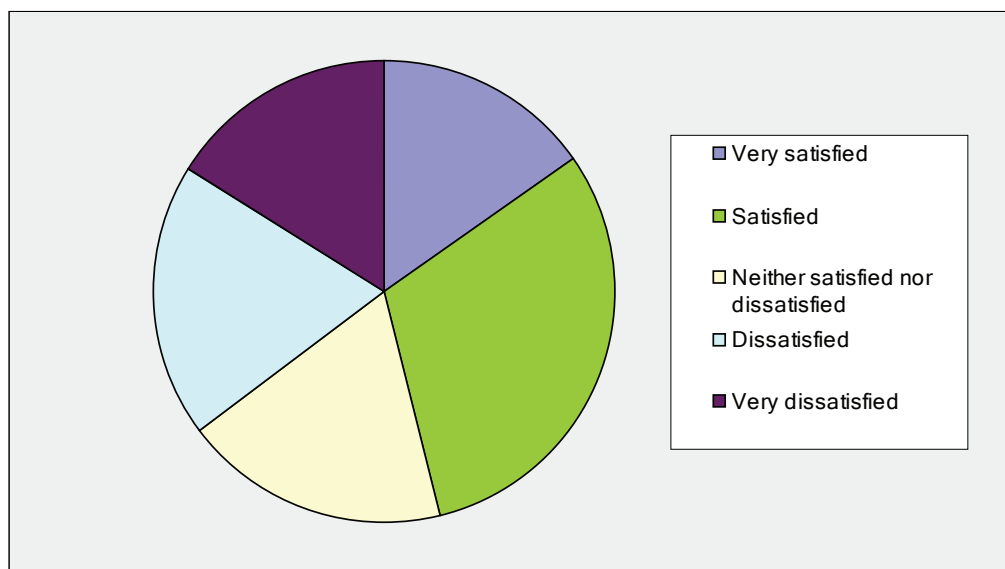
Answer Options	Response Percent	Response Count
More likely	22.3%	29
Less likely	24.6%	32
Made no difference	46.2%	60
Don't know	6.9%	9
Answered question		130
Skipped question		162



Question 7 and 8

When you last reported an incident to Hampshire Constabulary, how satisfied were you with the service provided?

Answer Options	Response Percent	Response Count
Very satisfied	15.4%	20
Satisfied	30.8%	40
Neither satisfied nor dissatisfied	18.5%	24
Dissatisfied	19.2%	25
Very dissatisfied	16.2%	21
Answered question		130
Skipped question		162



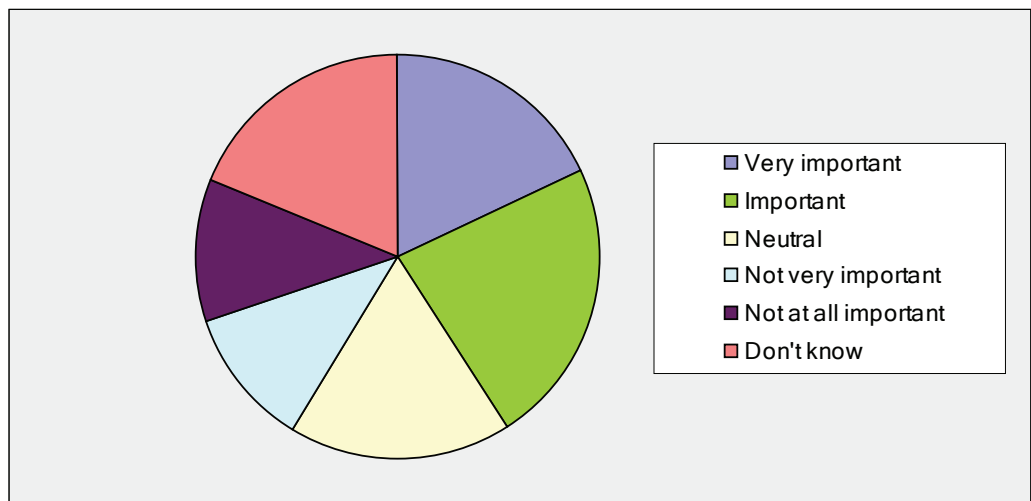
Please can you tell us why you gave that response?

Answer Options	Response Count
	121
Answered question	121
Skipped question	171

Questions 9,10 and 11

How important do you feel that business crime is to Hampshire Constabulary?

Answer Options	Response Percent	Response Count
Very important	18.1%	52
Important	22.9%	66
Neutral	17.7%	51
Not very important	11.1%	32
Not at all important	11.5%	33
Don't know	18.8%	54
Answered question		288
Skipped question		4



Please tell us why you gave that response?

Answer Options	Response Count
	243
Answered question	243
Skipped question	49

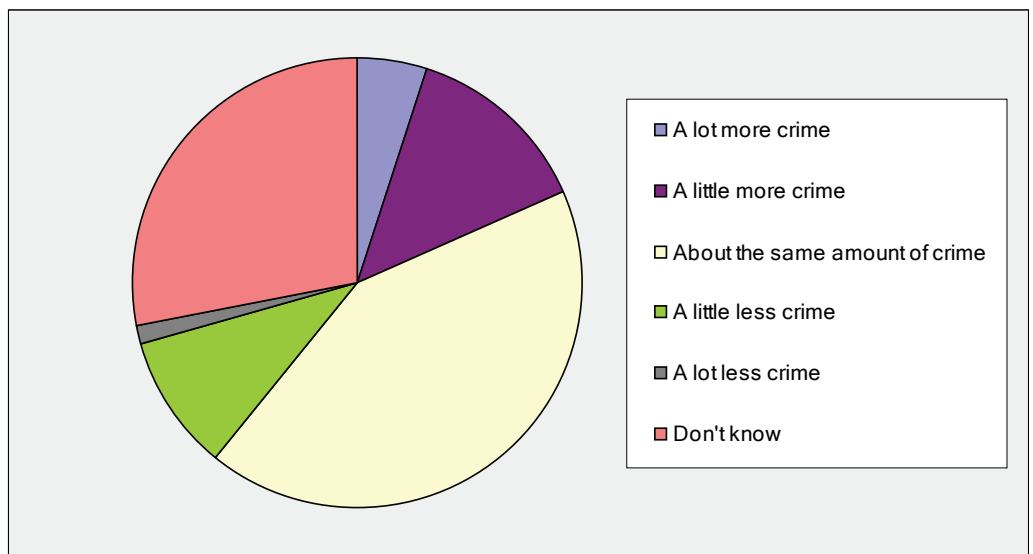
What do you think the Police and Crime Commissioner for Hampshire could do to help tackle business crime?

Answer Options	Response Count
	215
Answered question	215
Skipped question	77

Question 12

Compared to 12 months ago, would you say that there is more or less crime in your business neighbourhood?

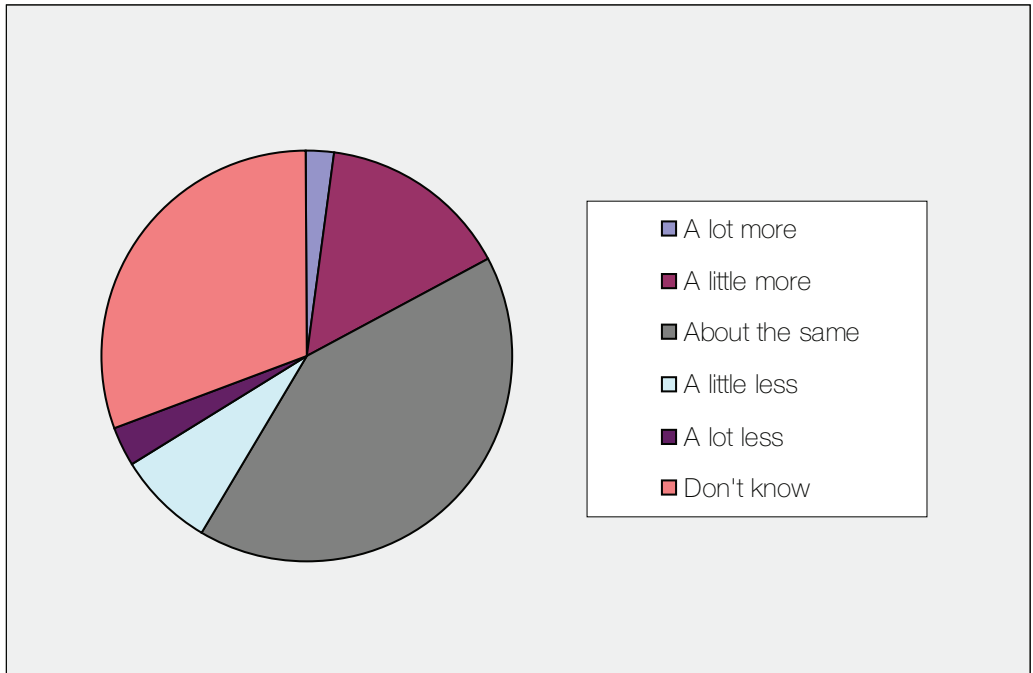
Answer Options	Response Percent	Response Count
A lot more crime	5%	14
A little more crime	13.3%	37
About the same amount of crime	42.4%	118
A little less crime	9.7%	27
A lot less crime	1.4%	4
Don't know	28.1%	78
Answered question		278
Skipped question		14



Question 13

Compared to 12 months ago, would you say that there is more or less ASB in your business neighbourhood?

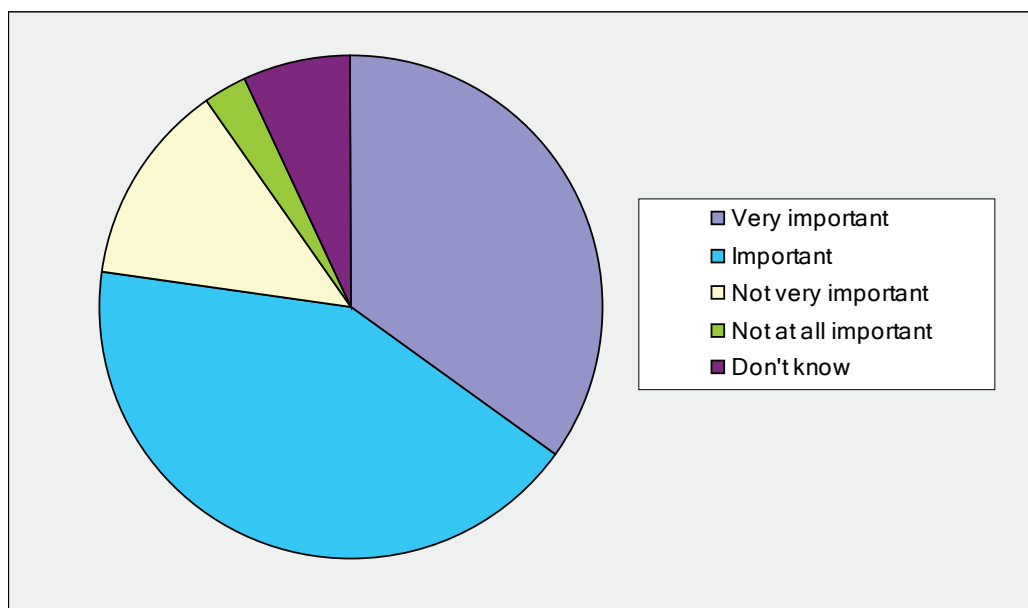
Answer Options	Response Percent	Response Count
A lot more	2.2%	6
A little more	15.1%	42
About the same amount	41%	114
A little less	7.9%	22
A lot less	2.9%	8
Don't know	30.9%	86
Answered question		278
Skipped question		14



Questions 14 and 15

How important is it to you to have contact with the local neighbourhood policing team in which your business is located?

Answer Options	Response Percent	Response Count
Very important	35%	97
Important	42.2%	117
Not very important	13%	36
Not at all important	2.9%	8
Don't know	6.9%	19
Answered question		277
Skipped question		15



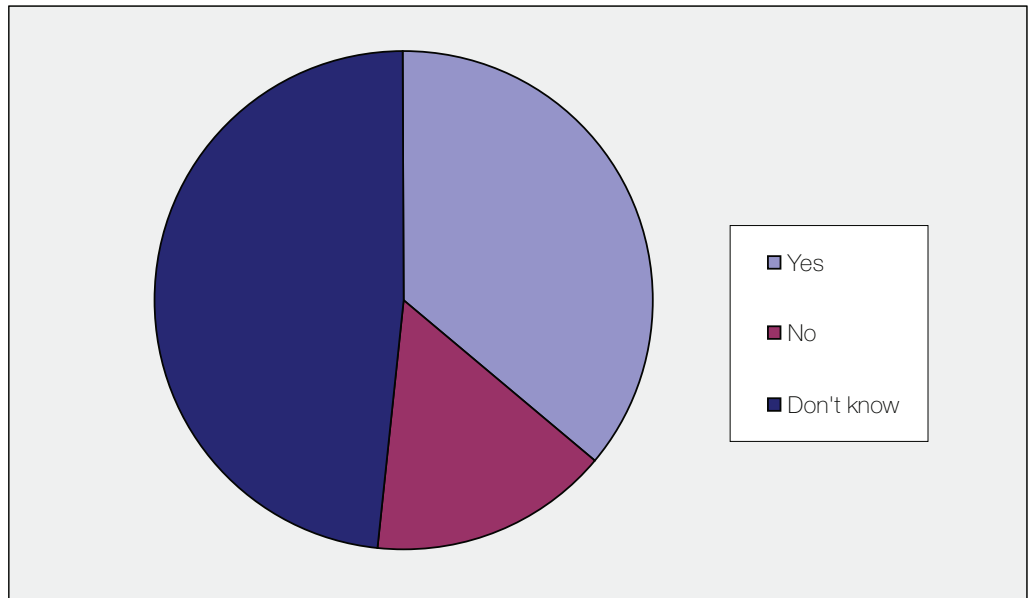
Have you had any contact with the neighbourhood policing team in the area that your business is located?

Answer Options	Response Percent	Response Count
Yes	37.2%	103
No	58.5%	162
Don't know	4.3%	12
Answered question		277
Skipped question		15

Question 16

Was the contact with the neighbourhood policing team useful?

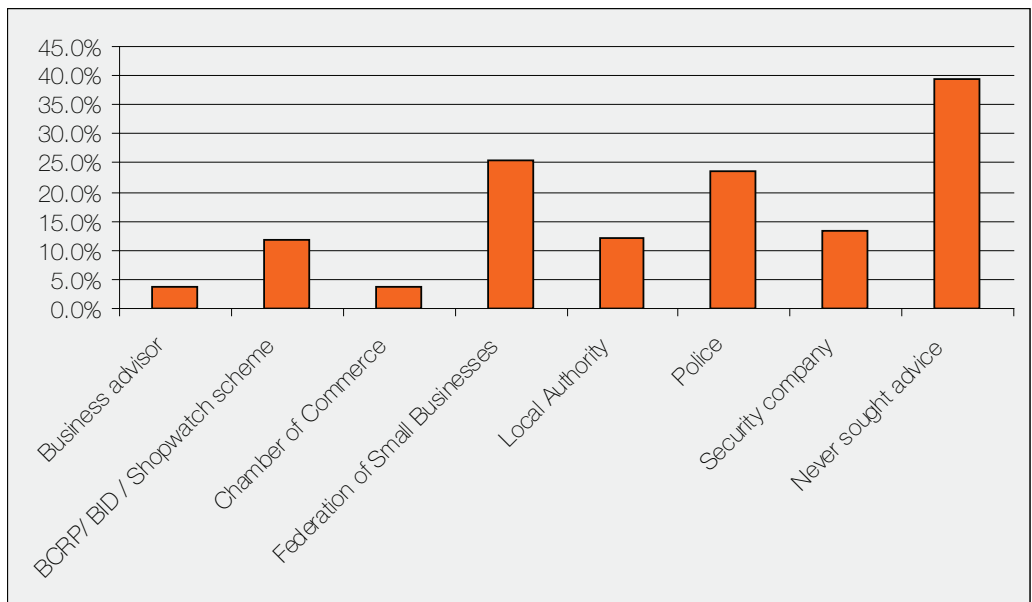
Answer Options	Response Percent	Response Count
Yes	36.1%	79
No	15.5%	34
Don't know	48.4%	106
Answered question		219
Skipped question		73



Question 17

Where do you get crime prevention advice from (please mark all that apply)?

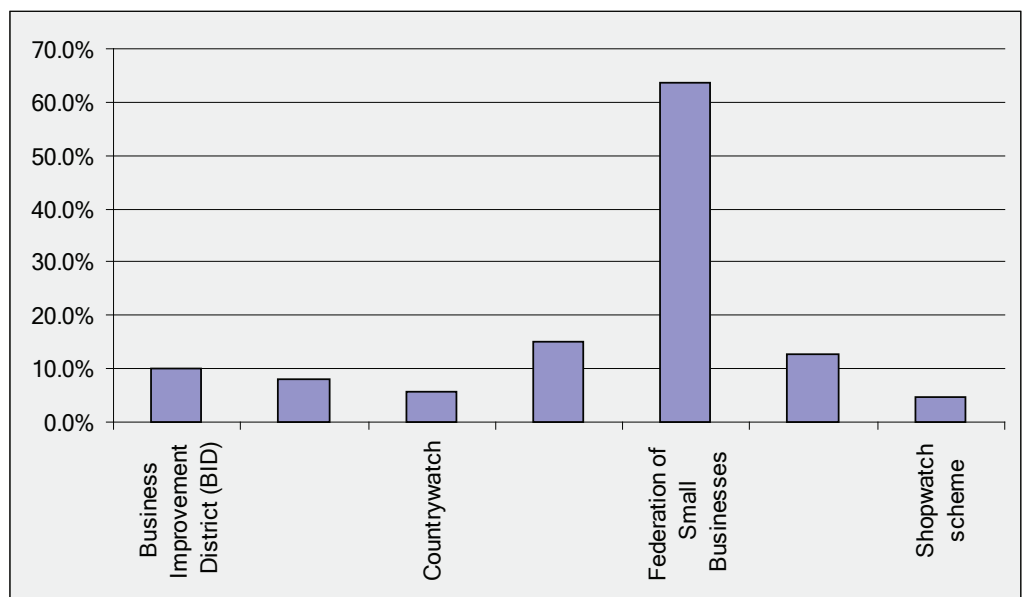
Answer Options	Response Percent	Response Count
Business advisor	3.8%	9
BCRP/ BID / Shopwatch scheme	11.8%	28
Chamber of Commerce	3.8%	9
Federation of Small Businesses	25.6%	61
Local Authority	12.2%	29
Police	23.5%	56
Security company	13.4%	32
Never sought advice	39.5%	94
Other (please specify)		37
Answered question		238
Skipped question		54



Questions 18 and 19

Which of the following business groups or trade associations are you a member of (please mark all that apply)?

Answer Options	Response Percent	Response Count
Business Improvement District (BID)	10%	25
Business Crime Reduction Partnership	8%	20
Countrywatch	5.6%	14
Chamber of Commerce	15.2%	38
Federation of Small Businesses	63.6%	159
Not a member	12.8%	32
Shopwatch scheme	4.8%	12
Other (please specify)		25
Answered question		250
Skipped question		42



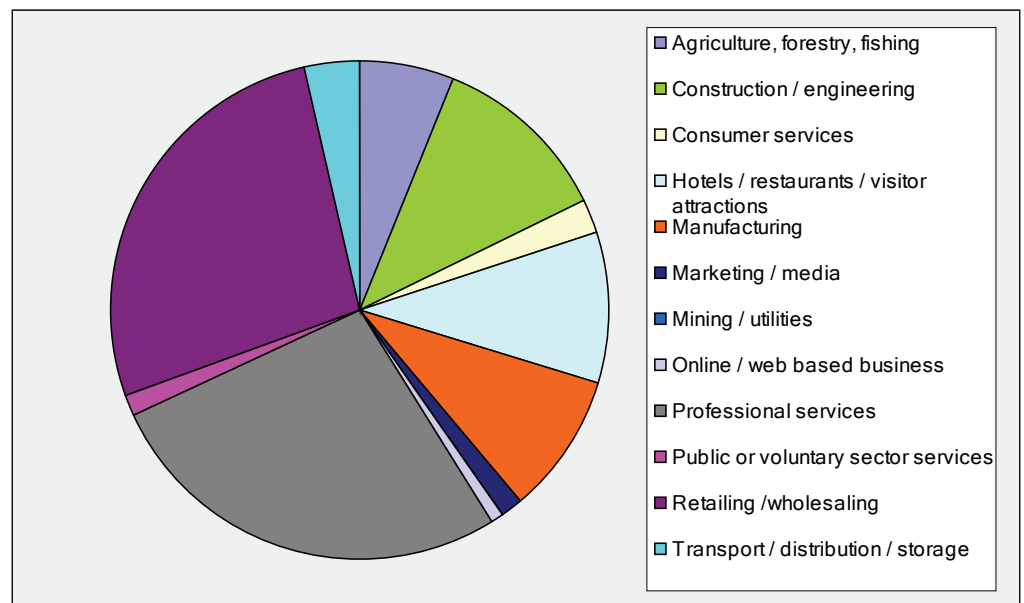
Which of the following business groups or trade associations are you a member of (please mark all that apply)?

Answer Options	Response Count
	259
Answered question	259
Skipped question	33

Question 20

Which of the following business groups or trade associations are you a member of (please mark all that apply)?

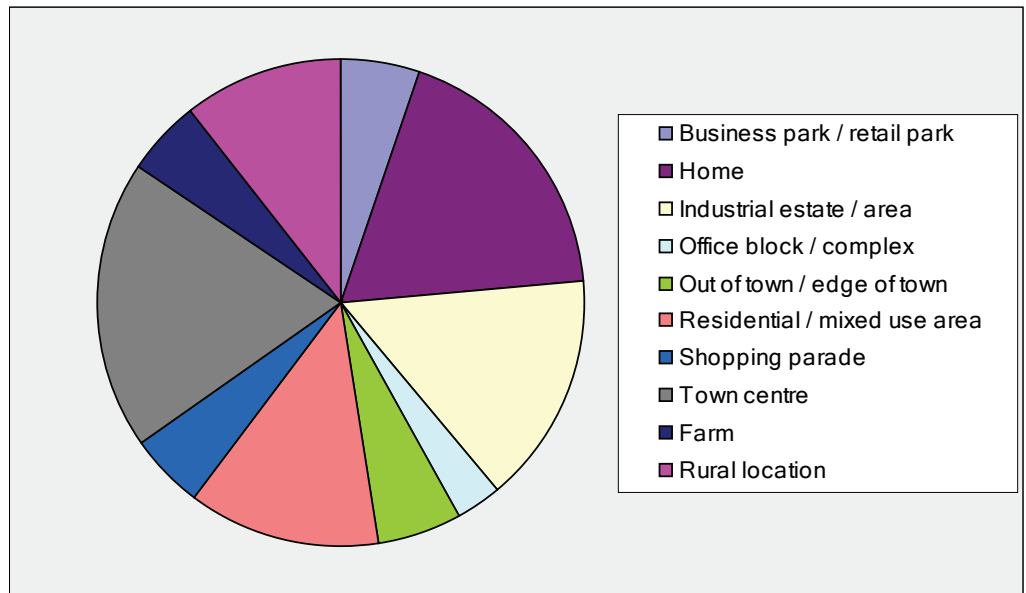
Answer Options	Response Percent	Response Count
Agriculture, forestry, fishing	6.2%	14
Construction / engineering	11.5%	26
Consumer services	2.2%	5
Hotels / restaurants / visitor attractions	9.7%	22
Manufacturing	9.3%	21
Marketing / media	1.3%	3
Mining / utilities	0%	0
Online / web based business	0.9%	2
Professional services	27%	61
Public or voluntary sector services	1.3%	3
Retailing /wholesaling	27%	61
Transport / distribution / storage	3.5%	8
Other (please specify)		59
Answered question		226
Skipped question		66



Question 21

Which of the following best describes your main business location?

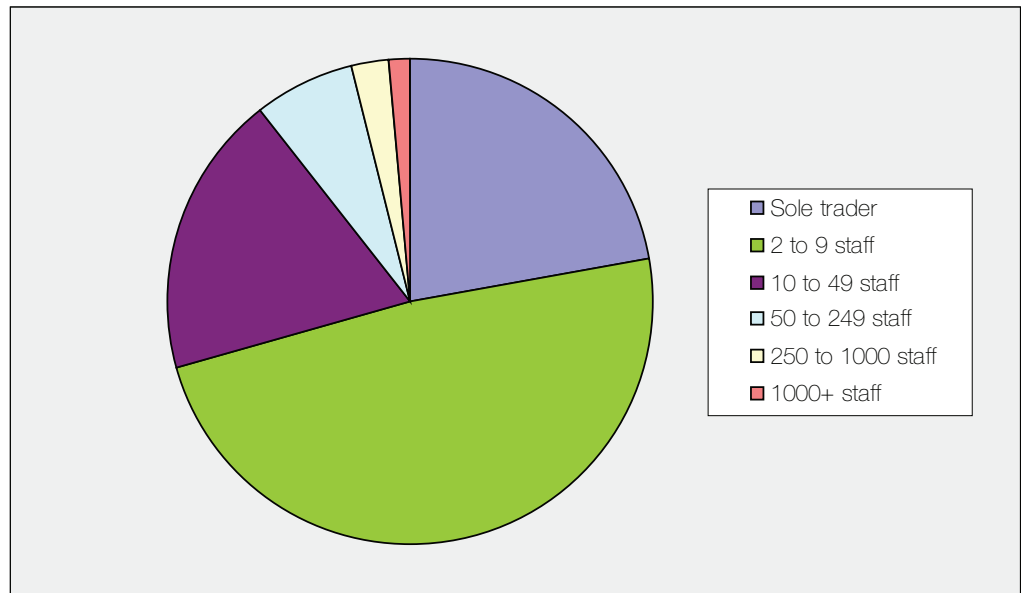
Answer Options	Response Percent	Response Count
Business park / retail park	5.4%	14
Home	18.3%	47
Industrial estate / area	15.2%	39
Office block / complex	3.1%	8
Out of town / edge of town	5.4%	14
Residential / mixed use area	12.8%	33
Shopping parade	5.1%	13
Town centre	19.1%	49
Farm	5.1%	13
Rural location	10.5%	27
Other (please specify)		16
Answered question		257
Skipped question		35



Question 22

Please indicate the size of your business?

Answer Options	Response Percent	Response Count
Sole trader	22.3%	59
2 to 9 staff	48.1%	127
10 to 49 staff	18.9%	50
50 to 249 staff	6.8%	18
250 to 1000 staff	2.3%	6
1000+ staff	1.5%	4
Answered question		264
Skipped question		28



Questions 23, 24 and 25

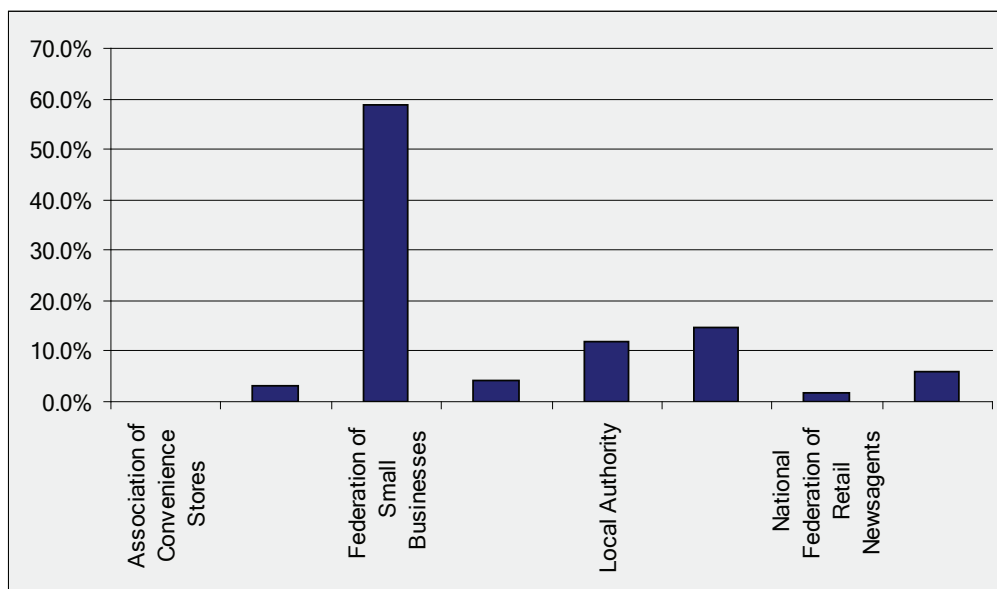
Would you be interested in taking part in further consultation with the Office of the Police and Crime Commissioner?

Answer Options	Response Percent	Response Count
Yes	38.0%	97
No	62.0%	158
Answered question		255
Skipped question		37

If yes, please add your contact details

Answer Options	Response Count
	99
Answered question	99
Skipped question	193

Where did you receive the link for this survey from?



Contact details

I have a statutory obligation and genuine desire to communicate and engage with the local communities I represent to ensure that I am in touch with your views in relation to policing and crime.

The Office of the Police and Crime Commissioner wants to hear your thoughts on all issues related to policing and crime. Please get in touch.



www.hampshire-pcc.gov.uk



01962 871595



opcc@hampshire.pnn.police.uk



@HantsPCC



Police and Crime Commissioner for Hampshire



Office of the Police and Crime Commissioner for Hampshire,
St George's Chambers, St George's Street, Winchester,
Hampshire, SO23 8AJ

If you require any part of this document in Braille, large print or another language, please contact my office on 01962 871595 or email opcc@hampshire.pnn.police.uk

Protecting People and Places

